



We open up new vistas

DEFECTS WILL BE VISIBLE AND ASSESSABLE

- Testing of electrical and mechanical systems
- Diagnostic device for industrial & mechanical trade
- Air conditioning technology
- Building inspection

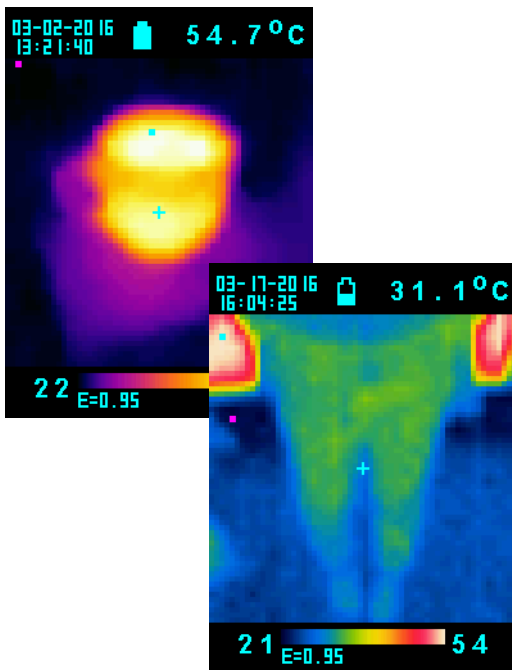
-ebro-
a xylem brand

Thermal Imaging Camera TIC 100

The world of thermal images

The imaging method for displaying surface temperatures of objects or a body is called thermography. The measure of the temperature is the intensity of the infrared radiation emanating from a point. In short Thermography is a non-contact imaging process.

In order to evaluate this information, the thermal imager was developed. Invisible to the human eye infrared radiation is converted by the thermal imager into electrical signals and generates an image in false color or, but more rarely, a monochrome grayscale image.



Typical applications

Thermal imaging cameras are used in many applications today.

The use of thermal imagers in **building thermography**, a method for testing the insulation of houses, the control of flat roofs and analysis of masonry, for localization of cracks in pipes and for creating an energy performance certificate is already successful in use for many years.

In **industrial** and **mechanical trade** thermal imagers are in use to check electrical systems. Here for example in use for the determination of the power loss of electronic assemblies and the testing of mechanical systems.

Thermal imaging cameras are also successful tools in **fire service**. The use of cameras without risk and fast remaining embers from fires can be detected and people are found in smoke-filled buildings.


In **veterinary medicine**, the thermal imaging camera is used in diagnosis. The measurement of the surface heat of inflammatory regions of the body of an animal helps the veterinarian to identify of the causative when he is making a diagnosis.

The thermal imager TIC 100 helps you in measuring and documenting temperature-sensitive products.

You can easily determine the temperature distribution in a product during the laboratory analysis and capture it on camera.

The camera can be used to check the temperature in storages, but also for temperature control in the incoming goods, especially with temperature-sensitive products.


As the temperature is measured by infrared and thus a contactless measurement, the Imager TIC 100 can be used for temperature measurements of moving or voltage-carrying parts. With the Imager TIC 100, the measured temperatures can be captured and documented quickly and easily with the camera.



The power of the Thermal imager TIC 100

- The infrared camera with micro SD memory shows contactless in less than one second temperature points (hot or cold)
- The thermal imaging allows for optimal evaluation of defects
- Ease of use through an easily understandable menu navigation
- Robust design with ergonomic design made for improved use
- Thermal images can be moved and saved from micro SD-card
- Pinpoint temperature measurement
- Provides heat sources and critical temperatures in a quick and safe manner
- Rapid fault diagnosis with thermal images
- Measurement technology allows to measure with a safe distance from the objects to the imager
- Particularly suitable to measure temperature on voltage-carrying or moving objects in the electrical and mechanical fields.

- 1 Display
- 2 Infrared lens
- 3 micro SD card reader
- 4 Mini USB port
- 5 Temperature scale
- 6 Menu button
- 7 Cursor button
- 8 Temperature unit
- 9 Trigger
- 10 Battery case



Technical Data:

Measuring range	-20 °C ... +250 °C (-4 °F ... +482 °F)
Accuracy	±2% from measured value, or ±2 °C (4 °F)
Resolution	0.1 °C
Certificate	Factory calibration certificate
Optic	32 x 31
Field of view (FOV)	33° x 33°
Spectral Range	8~14µm
Emissivity Range	0.95 default - adjustable between 0.10 and 1.00
Acoustic Alarm	Yes
Low Alarm Level	Adjustable in Steps of 1 °C
High Alarm Level	Adjustable in Steps of 1 °C
Operation Temperature	0 °C ... +50 °C
Operation Humidity	< 85 %rH non-condensing
Storage Temperature	-10 °C ... +60 °C
Display	2.8" color
Backlight	Intensity adjustable
Dimensions	234 x 74 x 95
Weight	411 g
Protection Class	IP 54
Housing Material	Polycarbonate
Battery Type	AA - 4 pcs.
Typical battery Lifetime	app. 6 hours continuous use
Auto Power off	Yes
Image format	BMP
Image size	240 x 320
USB interface	Yes

How to order:

Type	Description	Part No.
TIC 100	Thermal Imaging Camera TIC 100 incl. carrying case, micro SD-card and USB-cable	1340-2500



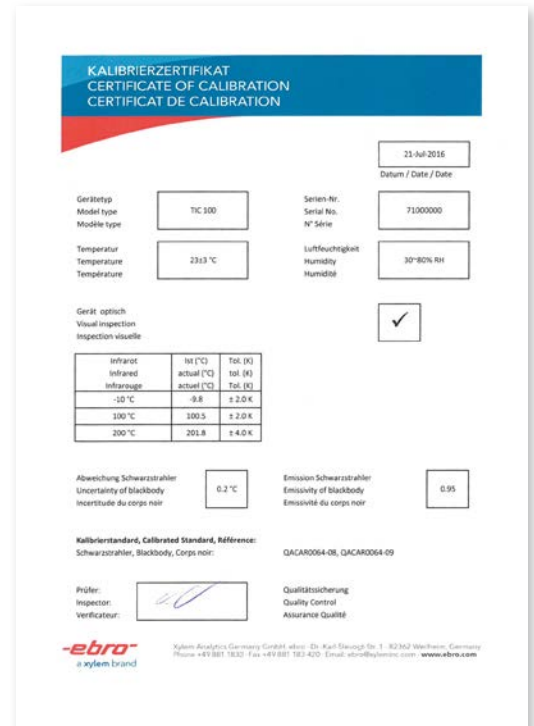
Xylem Analytics Germany Sales GmbH & Co. KG, ebro
Peringerstr. 10
D-85055 Ingolstadt
Germany

Phone +49 841 954780
Fax +49 841 95478-80
Internet: www.ebro.com
Email: ebro@xylem-inc.com

ebro at YouTube

Subscribe to our YouTube channel, and be updated about our new video uploads!

<http://www.youtube.com/ebrogbmh>



Factory certificate

Each thermal imager **TIC 100** is supplied with a calibration certificate.

Calibration is a process where data are compared and documented in the readings of your device with the measured values of a reference device.

ebro Electronic is a registered trademark of Xylem Inc. or one of its subsidiaries. Technical changes reserved.

© 2016 Xylem Analytics Germany Sales GmbH & Co. KG.
1347-0061

September 2016